

KEY FEATURES

- IP65/67 Design for Indoor or Outdoor LED Installations
- Three In One Dimming Function (Just For IP67 Design)
(2~10VDC & PWM Signal or resistance)
- Built-in Active PFC Function, PF>0.95
- Free Air Convection
- High Reliability
- With Constant Current & Constant Voltage
- Output Voltage and Constant Current Level can Be Adjusted Through Internal Potentiometer
- LED Power Application
- 3-Year Product Warranty



IP65/67   **US**
E199779
LEVEL3

ELECTRICAL SPECIFICATIONS

All specifications valid at normal input voltage, full load and +25°C after warm-up time unless otherwise stated.

Model No.	ALF240-12S	ALF240-24S	ALF240-36S	ALF240-48S	ALF240-54S
Max Output Wattage (W)	192W	240W			
Input	Voltage				
	90-264 VAC or 120-370 VDC				
	Frequency (Hz)				
	47-63 Hz				
	Current (Full load)				
	3 A max. (115 VAC) / 1.5 A max. (230 VAC)				
Inrush Current (<2ms)					
30 A max. (115 VAC) / 60 A max. (230 VAC)					
Leakage Current					
<0.5 mA max.					
Power Factor					
PF>0.97 (115 VAC) / PF>0.93 (230 VAC) at Full Load					
Output	Voltage (V.DC.)				
	12V	24V	36V	48V	54V
	Constant Current Range (V.DC.)				
	6 ~ 12V	15 ~ 24V	18 ~ 36V	24 ~ 48V	36 ~ 54V
	Voltage Adjustment Range				
	±5%				
	Voltage Accuracy				
	±2%				
	Current (Convection) (A) max				
	16	10	6.66	5	4.44
	Current Adjustment Range (A)				
	8 ~ 16	5 ~ 10	3.33 ~ 6.66	2.5 ~ 5	2.22 ~ 4.44
	Line Regulation				
	±1%				
Load Regulation					
±1%					
Maximum Capacitive Load					
470-23,000µF depending on model					
Ripple & Noise (max.)					
200mVp-p					
Efficiency (typ.) (at 230 V.AC)					
89%	90%	91.5%	92%	91.5%	
Hold-up Time					
8 ms min.					
Switching Frequency					
80 kHz					
Protection	Over Power Protection				
	Auto recovery				
	Over Voltage Protection				
	Auto recovery				
Overt Temperature Protection					
Auto recovery					
Short Circuit Protection					
Auto recovery					
Isolation	Input-Output (V.AC)				
	3000V				
	Input-FG (V.AC)				
1500V					
Output-FG (V.AC)					
500V					
Environment	Operating Temperature				
	-25°C...+70°C (with derating)				
	Storage Temperature				
	-40°C...+85°C				
	Temperature Coefficient				
±0.02%/°C (0~50°C)					
Humidity					
95% RH					
MTBF					
>100,000 h @ 25°C (MIL-HDBK-217F)					
Vibration					
10~500Hz, 5G 10min./1cycle, 60min. each along X, Y, Z axes.					

ELECTRICAL SPECIFICATIONS

All specifications valid at normal input voltage, full load and +25°C after warm-up time unless otherwise stated.

Model No.	ALF240-12S	ALF240-24S	ALF240-36S	ALF240-48S	ALF240-54S
Physical	Dimension (L x W x H) 8.35 x 2.76 x 1.5 Inches (212.2 x 70.0 x 38.0 mm) Tolerance ±0.5 mm				
	Weight 1010 g				
	Cooling Method Free air convection				
Safety	Agency Approvals UL60950-1 , CE				
EMC	EMI (Conducted & Radiated Emission) EN 55022				
	EMS (Noise Immunity) EN 55024 (Surge 4KV)				
	Surge 2KV L-N, 4KV L N-FG				

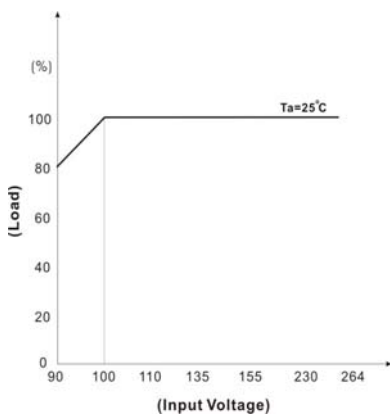
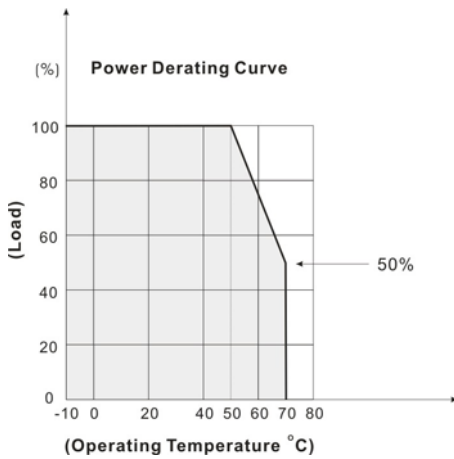
NOTE

1. Ripple & Noise are measured at 20MHz of bandwidth with 0.1uF & 47uF parallel capacitor.
2. It's recommended to add Varistor 14S471K at L / N input side in parallel.

This series has IP65 and IP67, when you place order, please be noted as ordering Part No.

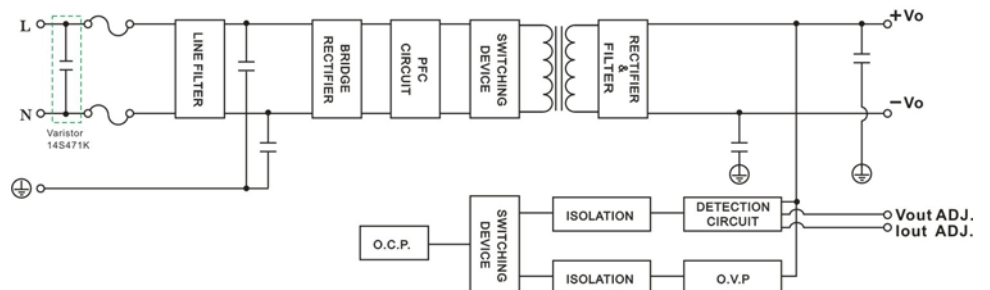
Model No.	ALF240-12S	ALF240-24S	ALF240-36S	ALF240-48S	ALF240-54S	
Ordering Part No	IP65	ALF240-12S-IP65	ALF240-24S-IP65	ALF240-36S-IP65	ALF240-48S-IP65	ALF150-700-IP65
	IP67	ALF240-12S-IP67	ALF240-24S-IP67	ALF240-36S-IP67	ALF240-48S-IP67	ALF150-700-IP67

DERATING

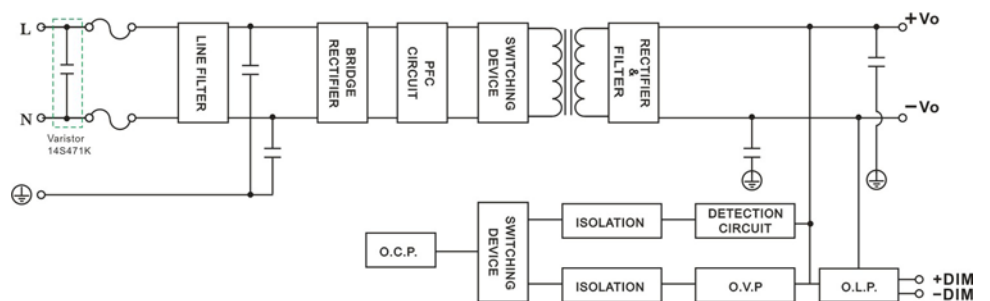


BLOCK DIAGRAM

IP65 Single Output

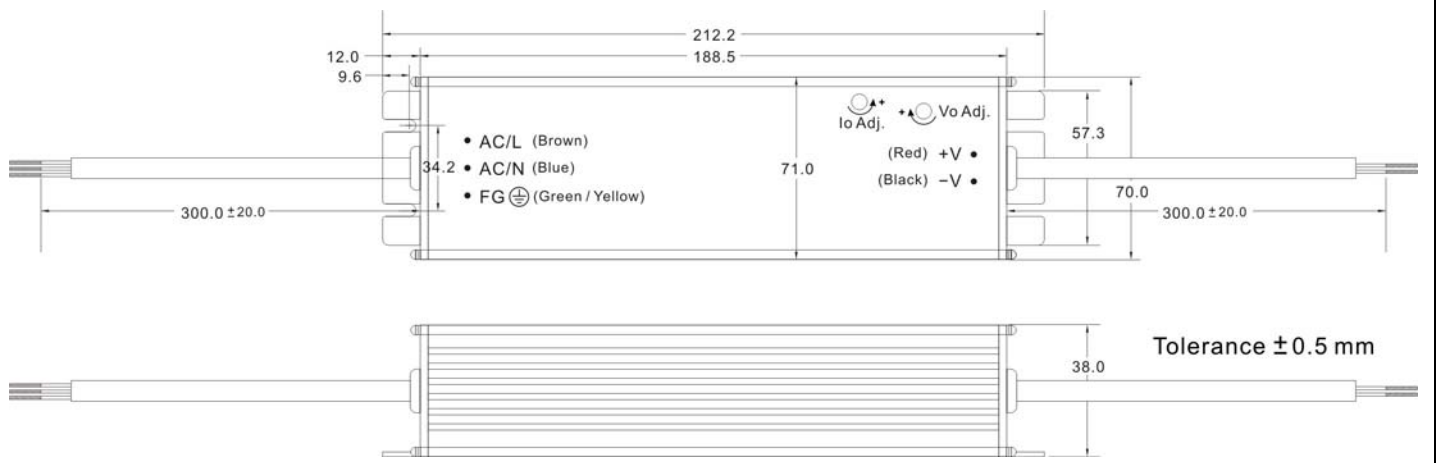


IP67 Single Output




MECHANICAL DIMENSION (Top View)

IP65 Design



IP67 Design



ASSEMBLY INSTRUCTIONS

*U Case T=2.5mm

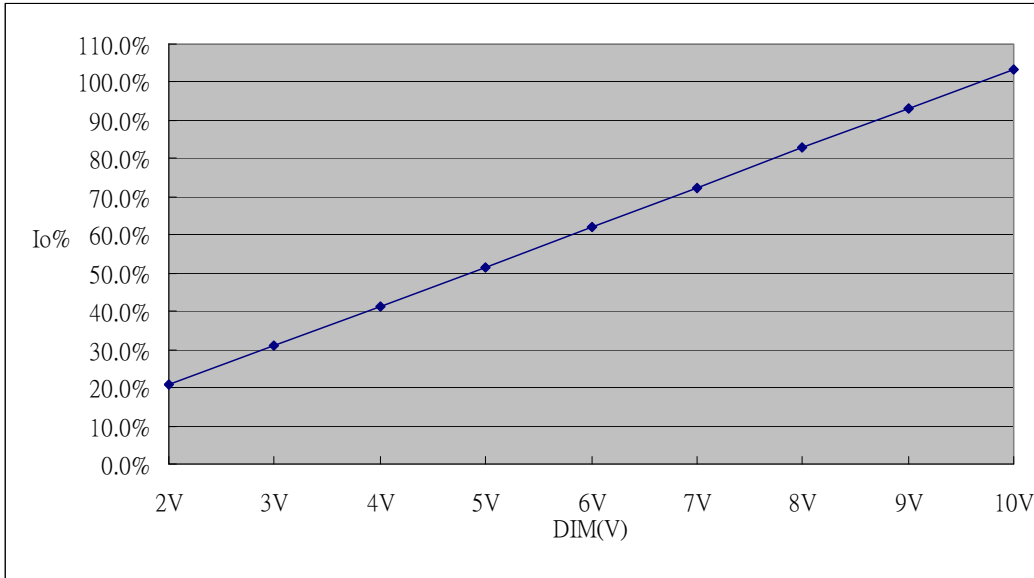
Customer screws into the length of the case no higher than 0.5mm
 (Namely screw length for load plate thickness plus 3.0mm)

DIMMING OPERATION

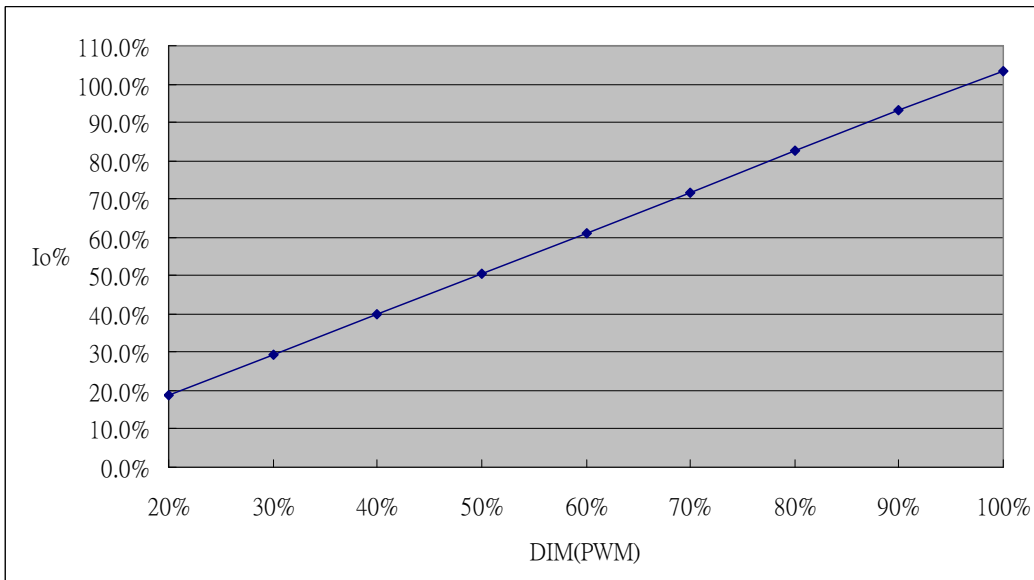
Built-in 3 in 1 dimming function, IP67 rated.

Output constant current level can be adjusted through output cable by connecting a 100K Ohm VR or 2~10Vdc or 10V PWM signal between DIM+ and DIM-

I. 2~10V dimming function for output current adjustment (typ.)



II. 10V PWM signal for output current adjustment (typ.) : Frequency range:100Hz~3KHz



III. It can control 10~100% output Current but it must add 100K Ohm VR in parallel